

TEL. 9554725, 55110031

PABX-575,

Mail: fxdeal@janatabank-bd.co

Exchange Rate Circular - 020

EFFECTIVE DATE: 28-30 Jan 2021

JANATA BANK LIMITED

TREASURY DEPT.(FRONT OFFICE)

HEAD OFFICE, DHAKA

INDICATIVE ONLY: Rates may vary in the

same day

For Previous Rate Sheet Click

<https://goo.gl/URA0t4>

DATE : 28 Jan 2021

Thursday

A) CROSS RATE OF SYD, TOK, HKG & S.E. ASIAN MARKETS AS ON 28/01/2021

	GBP/USD	EUR/USD	USD/JPY	USD/C.DLR	USD/S.FRA	AUD/USD
SELLING	1.3666	1.2090	104.3400	1.2749	0.8895	0.7687
BUYING	1.3665	1.2089	104.3900	1.2749	0.8900	0.7687

B) JANATA BANK LTD'S CASH

CURRENCY & T.C TO PUBLIC TK PER UNIT OF FOREIGN CURRENCY

SELLING	CURRENCY	BUYING	SELLING	CURRENCY	BUYING
86.8000	US Dollar	84.1000	23.5000	Saudi Riyal	20.0000
116.0000	G. B. Pound	110.0000	24.0000	UAE. Dirham	22.0000
102.4500	Euro	97.0000	20.8000	MAL.Ringit	18.0000
65.8011	Aus. Dollar	56.3511	1.2200	Indian Rupee	1.1200

BE SAME AS SELLING T.T.& O.D AND BUYING O.D. TRANSFER

SELLING		NAME OF CURRENCY	BUYING			
T.T.& O.D.	B.C.		T.T.CLEAN	T.T.DOC	O.D.SIGHT EXP.BILLS	O.D. TRANSFER
84.9500	84.9500	US Dollar	84.2000	84.1500	84.1000	83.9000
118.1623	118.3033	G. B. POUND	114.5745	114.4016	114.1638	113.7060
104.7662	105.0025	EURO	100.8664	100.2076	100.0587	99.8599
0.8377	0.8440	JP.YEN	0.8100	0.8031	0.8017	0.7513
68.6230	68.8006	CAN.DLR	67.2191	67.1431	66.9392	66.2897
96.9619	97.1251	SWISS.FRANC	95.4360	95.2348	95.1271	94.5815
222.4942	222.7694	OMANIAN RIYAL	219.1387	211.9049	211.2629	210.1532
11.2500	11.4426	H.K.DLR	10.9325	10.9209	10.8890	10.8572
65.0194	67.4104	SING.DLR	63.6336		62.3805	56.7480
2.8592	2.8637	THI.BAHT	2.8235		2.8122	2.8040
21.1999	21.2196	MAL.RINGIT	20.9439		20.8606	20.7995
23.3010	23.3092	UAE.DIRHAM			22.9816	22.9975
22.8183	22.8763	SAUDI RIYAL			22.5085	22.4400
23.5000	23.6000	QATAR RIYAL				20.0000
282.4014	285.6428	KUWAIT DINAR				255.0000
224.7227	224.0642	BAHRAIN DINAR				216.0000
13.5703	14.1706	CHINESE YUAN				12.5000

D) USANCE RATE:	30 DAYS	60 DAYS	90 DAYS	120 DAYS	150 DAYS	180 DAYS
US Dollar	83.5988	83.1077	82.6165	82.1253	81.6342	81.1430
G. B. POUND	113.4954	112.8271	111.8723	111.4904	110.8220	110.1537
EURO	99.4703	98.8819	98.0414	97.7052	97.1168	96.5284

E) FORWARD RATE:		1 MONTH	2 MONTHS	3 MONTHS	6 MONTHS	1 YEAR
SELLING	US Dollar	85.5270	85.8040	86.1309	87.3119	0.0000
BUYING	US Dollar	84.6053	85.0604	85.3158	86.5315	0.0000


F) NFCD INTT RATE, EFFECT ON: 16.01.2021 To 31.01.2021	1 MONTH	3 MONTHS	6 MONTHS	12 MONTHS
US Dollar	0.12918	0.22282	0.24751	0.32182
G. B. POUND	0.02893	0.02793	0.04078	0.07805
EURO	0.00000	0.00000	0.00000	0.00000


G) LIBOR AS ON 27/01/2021, 60 DAYS 0.15850 90 DAYS 0.21150 180 DAYS 0.22763


H) INDICATIVE RATE OF 01 SDR, USD WITH NTL, CUR OF ACU MEMBERS AS IMF RATE 22/01/2021	IN.RS	N.RS	SL.RS	PK.RS	BD TK	USD
USD 1	73.0380	109.7979	174.6745	134.2529	84.5800	
SDR 1	105.3541	158.3787	251.9603	193.6540	122.0029	1.4425

IN CASE OF AUS. DOLLAR CASH RATE WILL BE USED FOR T.T ALSO

Rates mentioned in row C, D, E and F are applicable only for bank's own customers.


Md. Nur Islam
PO
Prepared By


Syeda Hasinatul Jannat
SPO
Checked By


Shipra Biswas
AGM
Authorized Signature


Md. Yakut Mia
DGM
Authorized Signature